

**ST. COLUMBUS SCHOOL**  
**DAYAL BAGH, FARIDABAD**  
**SUMMER HOLIDAYS HOMEWORK (2023-24)**

**CLASS-V**

**GENERAL INSTRUCTIONS**

- Holiday homework should be done neatly and in an attractive manner.
- Do the entire holiday homework on coloured A4 size ruled / plain sheets. (Use ruled sheets for written work and plain sheets for diagrams and picture pasting.)
- Use different sheets for different subjects.
- Make handmade folders for all the subjects.
- Design and decorate the cover page of all the folders.
- Revise U.T.- I syllabus of all the subjects.

**SOME ADVICE FROM TEACHERS' SIDE**

Dear students

- Complete your holiday homework neatly, take the help of your parents if needed.
- To get aware of the surroundings, watch different informative channels in the presence of your parents.
- If you have an internet connection at your home, visit and explore educational sites. Like – [www.funbrain.com](http://www.funbrain.com), <http://www.abcmouse.com>
- Eat only healthy food like summer fruits, green vegetables, drink fresh juices and lemon water to remain hydrated.
- Do exercises regularly or indulge in indoor activities.
- Learn to fold your clothes, clean your shoes, manage your study table and help your parents in cleaning home with the help of disinfectant.

## ENGLISH

- Select one English song of your choice and record yourself singing it and make a video of the same. Add some background music also (Karaoke). Mention your school name, your name and class on the video. Upload the video to YouTube and share the link with your English teacher.
- Read any book written by the author 'Ruskin Bond'. Choose your favourite person from that story book. Write down the character sketch of that person.
- Practice formal and informal letter atleast 10 times in a notebook. The notebook will be submitted with the concerned English teacher.

## MATHEMATICS

- Make a model of different types of angles describing their names below with the help of ice- cream sticks and paste it on cardboard. Also mention their names.
- Write the weight of your family members in Roman numerals.

Cut 1 cm x 1 cm square papers and mark them with letter I, V, X, L, C and colour them as follows:

- a) Yellow colour for all 'I' papers
- b) Blue colour for all 'V' papers
- c) Red colour for all 'L' papers
- d) Green colour for all 'X' papers
- e) Pink colour for all 'C' papers

Note down the weight of each family member and paste the coloured paper representing their weight in Roman numeral as follows: Example:

S.NO	Relation	Weight In Hindu Arabic Form (in kg)	Weight In Roman Numeral (in kg)
1	Sister	32	XXXII

- Solve The Puzzle

### Math Crossword Puzzle

Fill in the blanks of the crossword puzzle to make the mathematical equations true.

12	+		=	36					
		÷		÷					+
	-		=	4					23
x		=		=		÷			=
		6			x	5	=		
=						=			
56		20	-		=	11			3
		+		x					x
84	÷		=						13
		=		=					=
				63	-		=		

### SCIENCE

- Concept building- Engineering Design  
Though an aeroplane is a heavy machine, it can fly! It is the shape of the wings that help it to overcome its weight and lift off into the air. Shape of wing is such that air pressure below the wing is more than above it. So air pushes the aeroplane up making it rise. This special wing shape is called aerofoil shape or aerofoil.  
Collect pictures of hang gliders, gliders, biplanes and helicopters and paste it on A4 size sheet. Identify the aerofoil design of their wings or rotors. Explain why aerofoils help them to fly.
- Prepare a model using clay according to your Roll No.
  - Roll No. – 1 to 10      Parts of Human Brain
  - Roll No. – 11 to 20      Types of movable joints
  - Roll No. – 21 to 30      Types of muscles
  - Roll No. – 31 onwards      Any 4 different types of soil and name the types of crops grown on them. (Red Soil, Black Soil, Alluvial Soil, clayey soil)

### SOCIAL SCIENCE

- If a delivery boy is coming to deliver a product to your house how will you guide him the way to the house. Create a map of your neighbourhood and the surrounding streets. Make sure to label the streets and the landmarks and then set out on a walk to check their accuracy. (On A4 size sheet)

- According to your roll no. prepare a project with the following:
  - Punjab (Roll no.1 to 10)
  - Kerala (Roll no. 11 to 20)
  - West Bengal (Roll no. 21 to 30)
  - Gujarat (Roll no. 31 onwards)

- a) Demographic profile
- b) Geographical profile
- c) Food and Culture




- Write and learn the names of five countries. Find out in which continent and hemisphere they lie. Write the climatic zone of the countries also on A4 size sheet.

## COMPUTER

**(Instruction – Do it in your Computer notebook)**



Q.1 Write about Charles Babbage.

Q.2 Identify the given images:



Q.3 Write the steps to create a new file or folder.

Q.4 Identify the given icons:



Q.5 Create Mail Merge and mail it to your teacher.

Q.6 Full Forms:

- (i) VLSI
- (ii) ENIAC
- iii) UNIVAC

## GENERAL KNOWLEDGE

Learn the following-

### President of India

Mrs. Droupadi Murmu

### Vice President of India

Mr. Jagdeep Dhankhar

### Prime Minister of India

Shri Narendra Modi	<ol style="list-style-type: none"><li>1. Ministry of Personnel, Public Grievances, and Pensions</li><li>2. Department of Space</li><li>3. Departments of Atomic Energy</li><li>4. All important policy issues and all other portfolios not allocated to any Minister</li></ol>
--------------------------	--

Name	Ministry
Shri Amit Shah	Ministry of Home Affairs
Mr Raj Nath Singh	Ministry of Defence
Shri Nitin Jairam Gadkari	<ol style="list-style-type: none"><li>1. Ministry of Road Transport and Highway</li><li>2. Ministry of Micro, Small and Medium Enterprises</li></ol>
Smt. Nirmala Sitharaman	<ol style="list-style-type: none"><li>1. Ministry of Finance</li><li>2. Ministry of Corporate Affairs</li></ol>
Smt. Smriti Zubin Irani	<ol style="list-style-type: none"><li>1. Ministry of Women and Child Development</li><li>2. Minister of minority affairs</li></ol>
Shri Pralhad Joshi	<ol style="list-style-type: none"><li>1. Ministry of Parliamentary Affairs</li><li>2. Ministry of Coal</li><li>3. Ministry of Mines</li></ol>
Dr. Mahendra Nath Pandey	Ministry of Heavy Industries and Public Enterprises

**NOTE:** Refer <https://www.india.gov.in/my-government/whos-who/council-ministers> and learn all 29 ministries. These will come in assessment test also.

## MORAL SCIENCE

Visit a blind school or special school. Click some photographs and paste it on A3 size sheet and write down your experience.

## ART

### ➤ Fun with clay

Make an item by using clay and decorate it with different decorative materials. Like – Jewellery, miniature etc.

## HINDI

- \* भगवत गीता के पाँच श्लोक A4 साइज शीट पर अर्थ सहित लिखिए एवं याद भी कीजिए।
- \* रामचरितमानस के सुंदरकांड की कोई पाँच चौपाइयाँ A4 साइज शीट पर लिखिए एवं याद कीजिए।
- \* किन्ही दस तद्भव शब्दों के तत्सम रूप A4 साइज शीट पर लिखिए एवं इन्हीं शब्दों का प्रयोग करते हुए एक अनुच्छेद लिखिए।
- \* संलग्न कविताओं के पीडीएफ़ से अपने सदन के अनुसार कविता याद करें ।

